

48 kW

Liquid Cooled Gas Engine Generator Sets

Standby Power Rating

48 kW 60 Hz

Model Number: 05642



GENERAC 4.2L ENGINE

Naturally Aspirated
Gaseous Fueled

STANDARD EQUIPMENT

FEATURES



APPLICATION & ENGINEERING DATA

48 kW

GENERATOR SPECIFICATIONS

TYPE	Synchronous
ROTOR INSULATION.....	Class H
STATOR INSULATION.....	Class H
TOTAL HARMONIC DISTORTION.....	<5%
TELEPHONE INTERFERENCE FACTOR (TIF)	<50
ALTERNATOR OUTPUT LEADS 3 PHASE	4 wire
BEARINGS.....	Sealed Ball
COUPLING.....	Flexible Disc
LOAD CAPACITY (STANDBY RATING).....	48 kW
EXCITATION SYSTEM.....	Direct

NOTE: Generator rating and performance in accordance with ISO8528-5, BS5514, SAE J1349, ISO3046, and DIN6271 standards.

VOLTAGE REGULATOR

TYPE	Electronic
SENSING	Single Phase
REGULATION.....	± 1%
FEATURES.....	V/F Adjustable Adjustable Voltage and Gain LED Indicators

GENERATOR FEATURES

Revolving field heavy duty generator
Directly connected to the engine
Operating temperature rise 120 °C above a 40 °C ambient
Insulation is Class H rated at 150 °C rise
All models are fully prototyped tested

CONTROL PANEL FEATURES

SEVEN LED INDICATOR LIGHTS ADDITIONAL FUNCTIONS

INTERNAL FUNCTIONS:
3 position switch (auto, off and manual)

C to 70 °C

ENGINE SPECIFICATIONS

MAKE	Generac
MODEL.....	V6
CYLINDERS	6
DISPLACEMENT.....	4.2 Liter
BORE (inches)	3.81
STROKE (inches).....	3.74
COMPRESSION RATIO.....	9.3:1
INTAKE AIR SYSTEM.....	Naturally Aspirated
VALVE SEATS (Int. & Exh.).....	Precision ground and hardened
LIFTER TYPE.....	Roller, Hydraulic

GOVERNOR SPECIFICATIONS

TYPE	Electronic
FREQUENCY REGULATION.....	Isosynchronous
STEADY STATE REGULATION.....	± 0.25%

ENGINE LUBRICATION SYSTEM

OIL PUMP	Gear
OIL FILTER.....	Full flow spin-on cartridge
CRANKCASE CAPACITY.....	6 Quarts

ENGINE COOLING SYSTEM

TYPE	Pressurized Closed
WATER PUMP FLOW	10.8 gal/min
FAN SPEED	1050
FAN DIAMETER.....	22 inches
FAN MODE.....	Puller

FUEL SYSTEM

FUEL TYPE.....	Natural gas, propane vapor
CARBURETOR.....	Down Draft
SECONDARY FUEL REGULATOR.....	Standard
FUEL SHUT OFF SOLENOID	Standard
OPERATING FUEL PRESSURE.....	5" - 14" H ₂ O

ELECTRICAL SYSTEM

BATTERY CHARGE ALTERNATOR.....	12V 30 Amp
STATIC BATTERY CHARGER	2 Amp
RECOMMENDED BATTERY	Group 24F, 525CCA
SYSTEM VOLTAGE.....	12 Volts

Rating definitions - Standby: Applicable for supplying emergency power for the duration of the utility power outage. No overload capability is available for this rating. (All ratings in accordance with BS5514, ISO3046 and DIN6271). (All ratings in accordance with BS5514, ISO3046, ISO8528 and DIN6271).

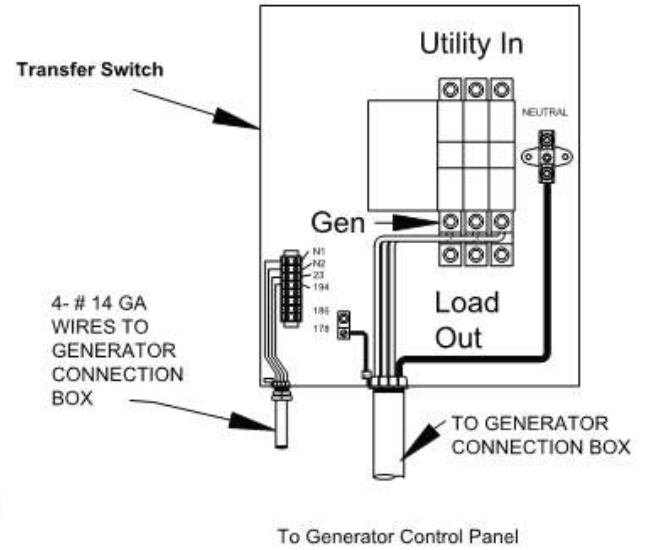
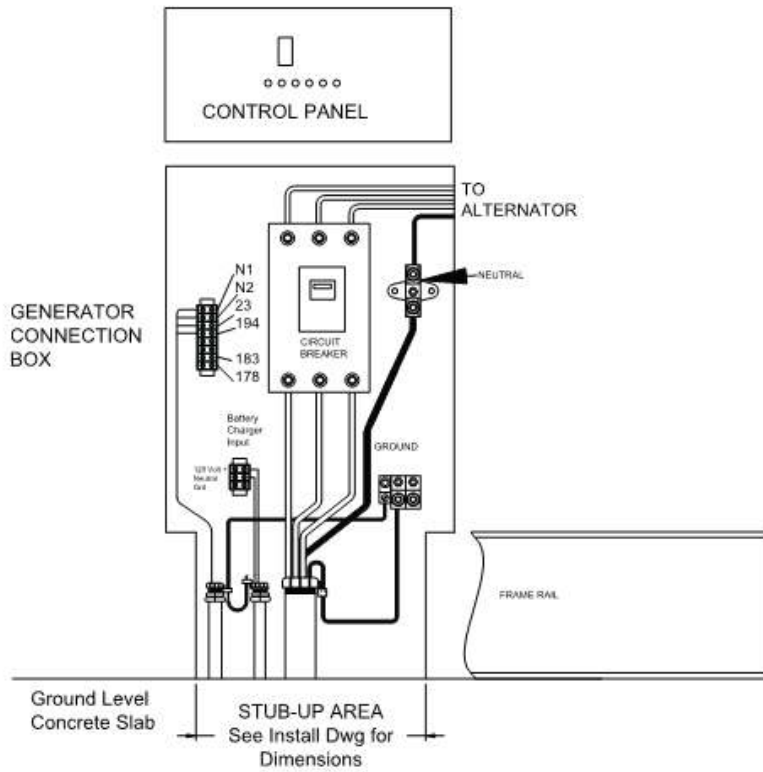
48 kW

OPERATING DATA

KW RATING	46				
ENGINE SIZE					
GENERATOR OUTPUT VOLTAGE/KW - 60Hz	kW - LP	Amps	kW - NG	Amps	CB Size
	48		46		
	48		46		
	48		46		
	48		46		
GENERATOR LOCKED ROTOR KVA AVAILABLE @ VOLTAGE DIP OF 35%					
ENGINE FUEL CONSUMPTION (Natural Gas) (Propane)	Natural Gas		Propane		
	((
	88				
ENGINE COOLING (inlet air including alternator and combustion air)					
COMBUSTION AIR REQUIREMENTS					
SOUND EMISSIONS IN DBA					
EXHAUST					
ENGINE PARAMETERS					
POWER ADJUSTMENT FOR AMBIENT CONDITIONS					

INTERCONNECTIONS

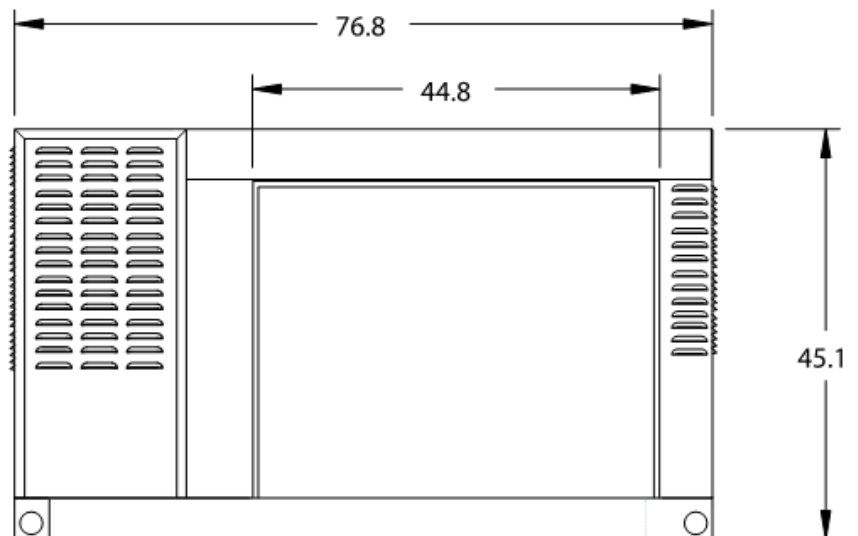

48 kW



CIRCUIT BREAKER SIZE

KW	VOLTS	AMPS	LUG SIZE
48/46	240 1ø	200	#6 to 300 mcm
48/46	208 3ø	175	#6 to 300 mcm
48/46	240 3ø	150	#6 to 300 mcm
48/46	480 3ø	80	#6 to 300 mcm

INSTALLATION LAYOUT



WEIGHT: TBA